

5552631-1 ✓ ACTIVE

CHAMP | CHAMP Docking Connectors


TE Internal #: 5552631-1

D-Sub Locking & Mounting, Hardware Kits, Screw Length 16.51 mm [.65 in], CHAMP Docking Connectors

[View on TE.com >](#)



Connectors > D-Shaped Connectors > D-Sub Accessories > Locking & Mounting



D-Shaped Connector Accessories: **Hardware Kits**

Screw Length: 16.51 mm [.65 in]

Features

Product Type Features

Product Type	Accessory
D-Shaped Connector Accessories	Hardware Kits

Mechanical Attachment

Mounting Angle	Right Angle
Panel Attachment Style	Rear Mount
Panel Mount Feature	With
Screw & Hole Thread Size	4-40 UNC 2A
Screw Length	16.51 mm [.65 in]

Dimensions

Panel Thickness	1.57 mm [.062 in]
-----------------	-------------------

Operation/Application

For Use With	ACTION PIN™ Connector, Right Angle PCB Connectors
--------------	---

Packaging Features

Packaging Quantity	1
Packaging Method	Bag

Product Compliance

[For compliance documentation, visit the product page on TE.com>](#)

EU RoHS Directive 2011/65/EU	Compliant
EU ELV Directive 2000/53/EC	Compliant



China RoHS 2 Directive MIIT Order No 32, 2016	No Restricted Materials Above Threshold
EU REACH Regulation (EC) No. 1907/2006	Current ECHA Candidate List: JUNE 2022 (224) Candidate List Declared Against: JAN 2022 (223) Does not contain REACH SVHC
Halogen Content	Low Halogen - Br, Cl, F, I < 900 ppm per homogenous material. Also BFR/CFR/PVC Free
Solder Process Capability	Not applicable for solder process capability


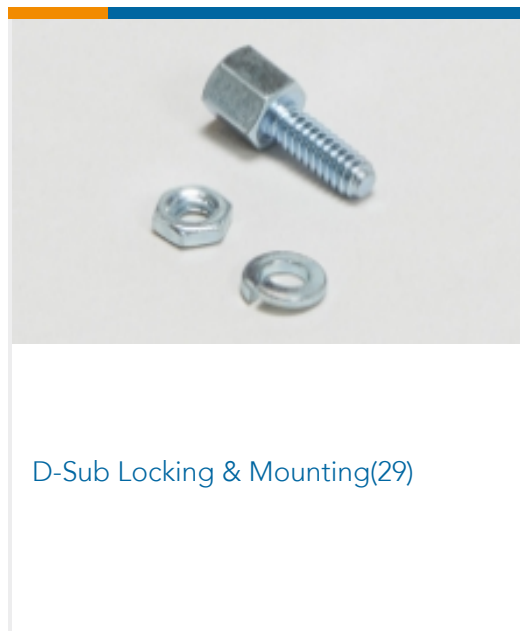
Product Compliance Disclaimer

This information is provided based on reasonable inquiry of our suppliers and represents our current actual knowledge based on the information they provided. This information is subject to change. The part numbers that TE has identified as EU RoHS compliant have a maximum concentration of 0.1% by weight in homogenous materials for lead, hexavalent chromium, mercury, PBB, PBDE, DBP, BBP, DEHP, DIBP, and 0.01% for cadmium, or qualify for an exemption to these limits as defined in the Annexes of Directive 2011/65/EU (RoHS2). Finished electrical and electronic equipment products will be CE marked as required by Directive 2011/65/EU. Components may not be CE marked. Additionally, the part numbers that TE has identified as EU ELV compliant have a maximum concentration of 0.1% by weight in homogenous materials for lead, hexavalent chromium, and mercury, and 0.01% for cadmium, or qualify for an exemption to these limits as defined in the Annexes of Directive 2000/53/EC (ELV). Regarding the REACH Regulation, the information TE provides on SVHC in articles for this part number is based on the latest European Chemicals Agency (ECHA) 'Guidance on requirements for substances in articles' posted at this URL: <https://echa.europa.eu/guidance-documents/guidance-on-reach>

Compatible Parts



Also in the Series | CHAMP Docking Connectors





IDC D-Sub Connectors(79)



PCB D-Sub Connectors(1)

Documents

Product Drawings

[KIT,HDW,BACK PNL MTG SCR LOCK](#)

English

CAD Files

[3D PDF](#)

3D

Customer View Model

[ENG_CVM_CVM_5552631-1_O.2d_dxf.zip](#)

English

Customer View Model

[ENG_CVM_CVM_5552631-1_O.3d_igs.zip](#)

English

Customer View Model

[ENG_CVM_CVM_5552631-1_O.3d_stp.zip](#)

English

By downloading the CAD file I accept and agree to the [Terms and Conditions](#) of use.